

Turmdrehkran

Tower Crane / Grue à tour / Gru a torre
Grúa torre / Guindaste de torre

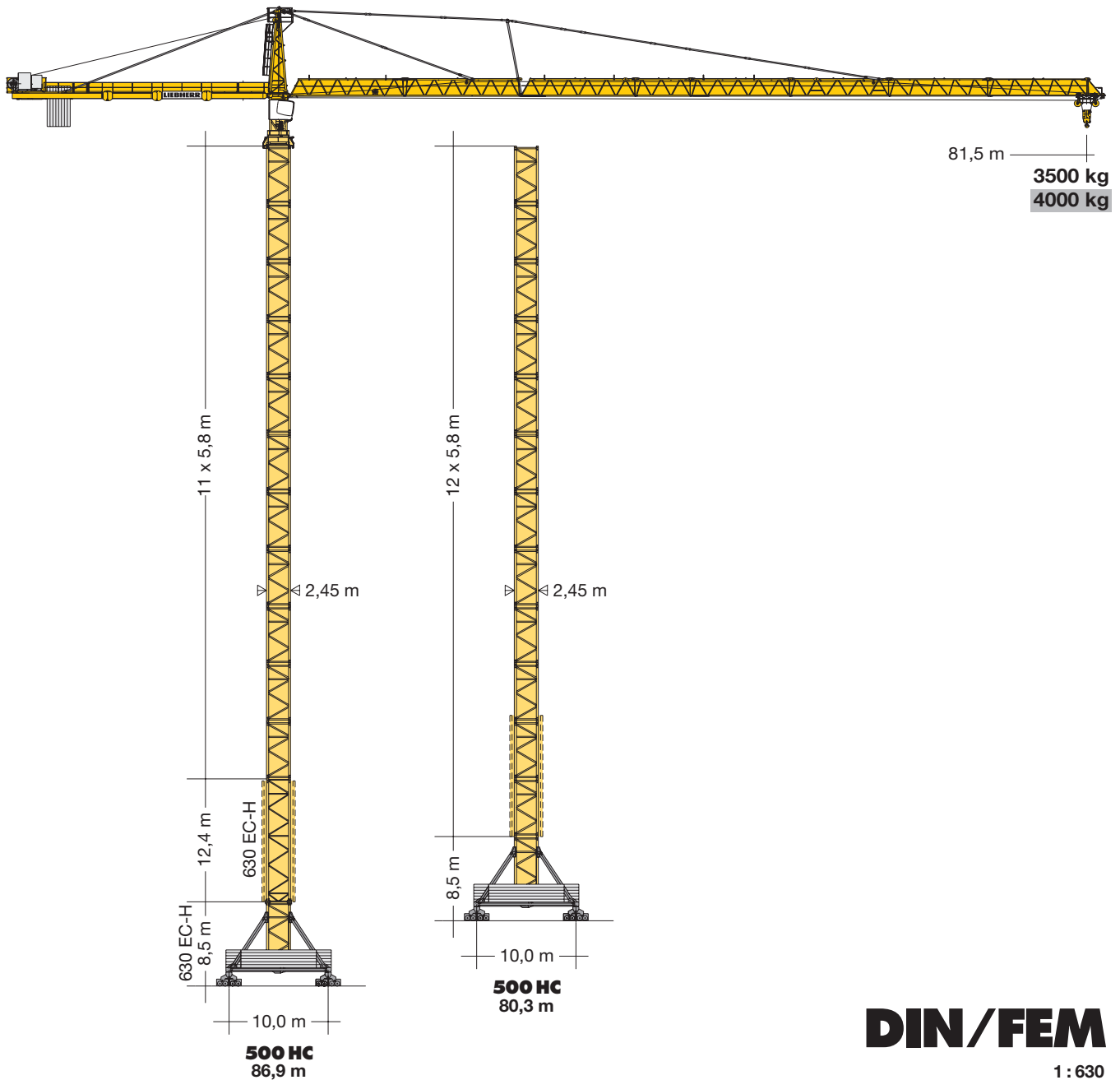
550 EC-H 20 FR.tronic®

550 EC-H 20 Litronic®

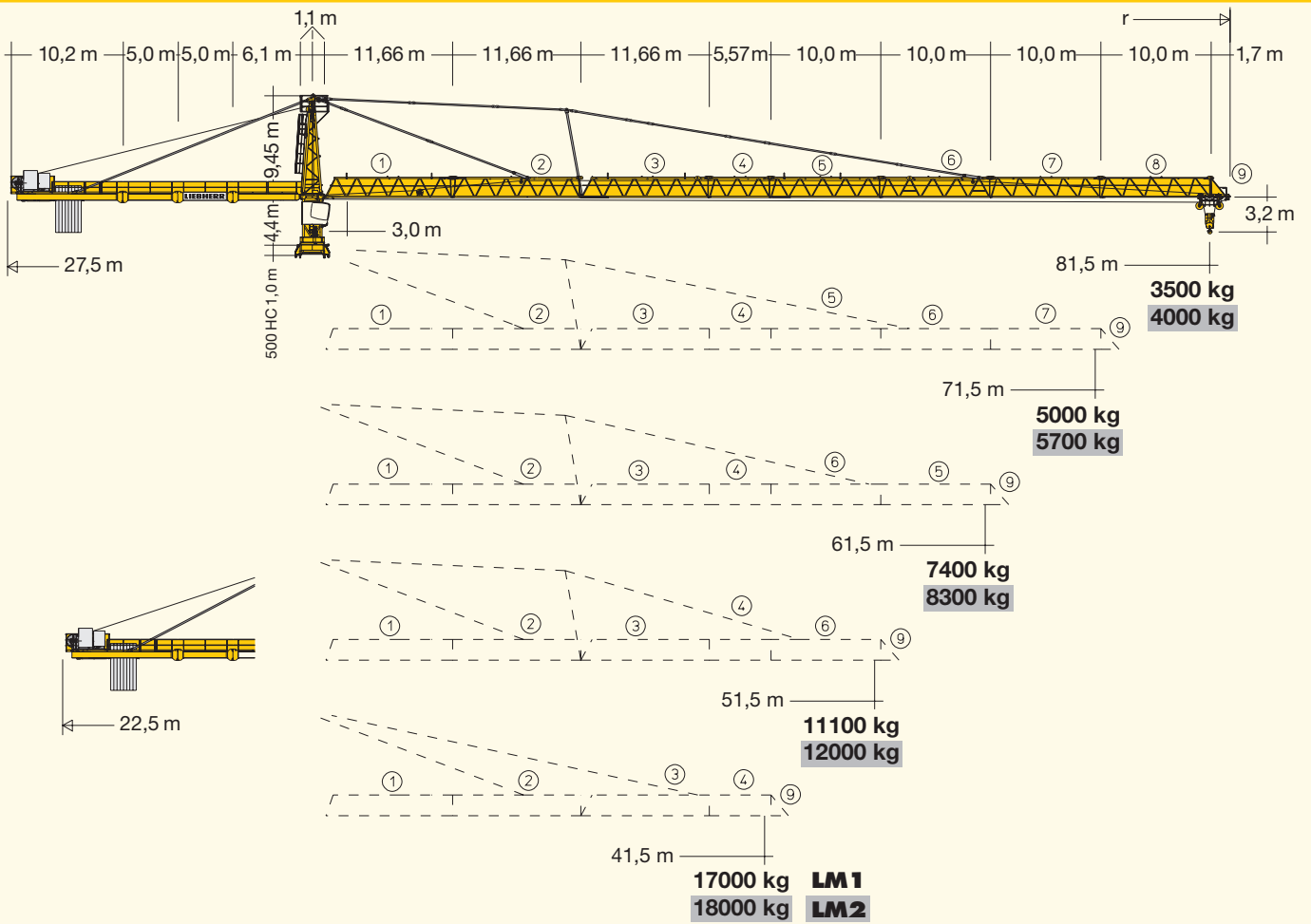
550 EC-H 12 FR.tronic®
550 EC-H 12 Litronic®

550 EC-H 20 FR.tronic®
550 EC-H 20 Litronic®

550 EC-H 40 FR.tronic®
550 EC-H 40 Litronic®



LIEBHERR



Hubhöhe

Hoisting height / Hauteur sous crochet / Altezza di sollevamento / Altura bajo gancho / Altura de montagem

500 HC				
13	78,0*	-	-	-
12	72,2*	80,3*	84,5*	-
11	66,4	74,5	78,7*	86,9*
10	60,6	68,7	72,9	81,1*
9	54,8	62,9	67,1	75,3
8	49,0	57,1	61,3	69,5
7	43,2	51,3	55,5	63,7
6	37,4	45,5	49,7	57,9
5	31,6	39,7	43,9	52,1
4	25,8	33,9	38,1	46,3
3	20,0	28,1	32,3	40,5
2	14,2	22,3	26,5	34,7
1	8,4	16,5	20,7	28,9
0	2,6	10,7	14,9	23,1
	m		m	

* Weitere Hubhöhen, Auslegerlängen sowie Klettern im Gebäude auf Anfrage. / Further hoist heights and jib lengths as well as climbing inside the building on request. / Autres hauteurs sous crochet et longueurs de flèche ainsi que hissage dans le bâtiment sur demande. / Ulteriori altezze gancho, lunghezze braccio così come telescopaggio all'interno dell'edificio: su richiesta. / Para alturas bajo gancho superiores, otros alcances y trepado en el interior del edificio, consultar. / Outras alturas de elevação, comprimentos de lança e subida no edifício: sob consulta.

Ausladung und Tragfähigkeit

Radius and capacity / Portée et charge / Sbraccio e portata / Alcances y cargas / Alcance e capacidade de carga

		550 EC-H 20 FR.tronic®														
		m/kg														
m	r	m/kg	21,0	25,0	29,0	33,0	37,0	41,5	47,0	51,5	57,0	61,5	67,0	71,5	77,0	81,5
81,5	(r=83,7)	3,0-19,8 20000	18700	15340	13070	11320	9930	8680	7460	6650	5830	5270	4680	4260	3820	3500
71,5	(r=73,7)	3,0-22,0 20000	20000	17370	14830	12870	11320	9930	8570	7670	6750	6120	5460	5000		
61,5	(r=63,7)	3,0-25,5 20000	20000	20000	17460	15200	13410	11800	10230	9180	8130	7400				
51,5	(r=53,7)	3,0-30,1 20000	20000	20000	20000	18140	16050	14160	12320	11100						
41,5	(r=43,7)	3,0-35,6 20000	20000	20000	20000	20000	19220	17000								

LM1

Antriebe FR.tronic®/Litronic®

Driving units / Mécanismes d'entraînement / Azionamenti / Mecanismos / Mecanismos

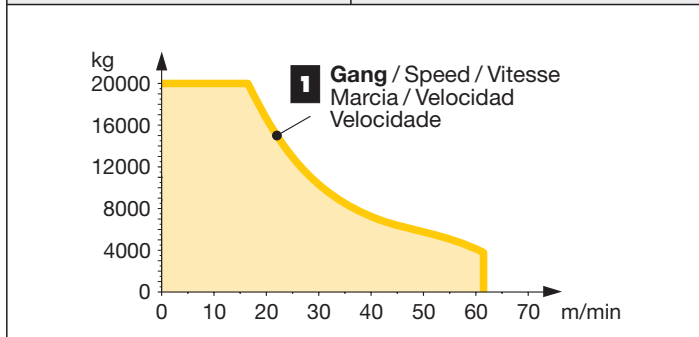
↔ **stufenlos** / stepless / régl. continu
regl. progressiva / sin escalones / sem degraus
kg m/min

65 kW FU
WIW 280 MZ 407 **5 Lagen**
Layers
Couches
Strati
Camadas
Capas

1 20000 0 ↔ 16
3800 0 ↔ 62

172,0 m

max. 301,0 m**



↔ **stufenlos** / stepless / régl. continu
regl. progressiva / sin escalones / sem degraus
kg m/min

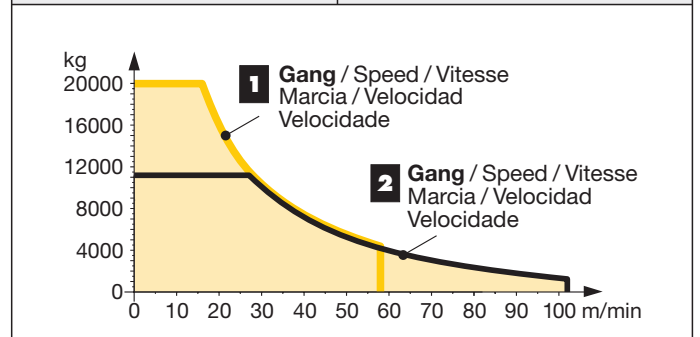
65 kW FU
WIW 280 VZ 402 **6 Lagen**
Layers
Couches
Strati
Camadas
Capas

1 20000 0 ↔ 16
3900 0 ↔ 58

2 11200 0 ↔ 28
1250 0 ↔ 102

237,0 m

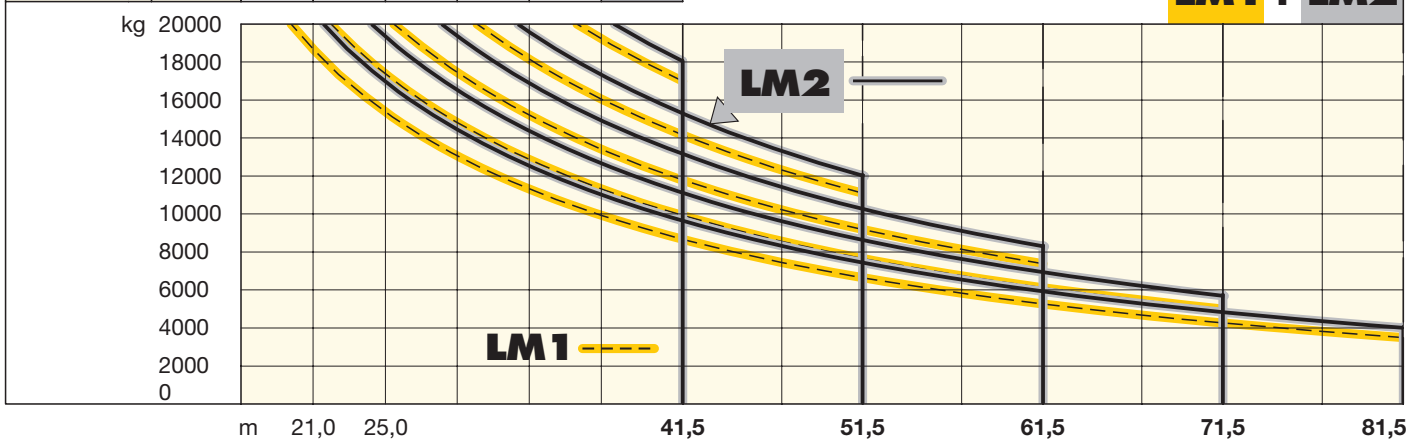
max. 334,0 m**



** Weitere Hublastdaten: siehe Betriebsanleitung. / Further hoist load data: see instruction manual. / Autres données de la charge de levage: voir manuel d'instruction. / Altri dati sui carichi sollevati: consultare il manuale d'istruzione. / Alturas bajo grancho superiores según manual. / Outras tabelas de carga: consultar manual de instruções.

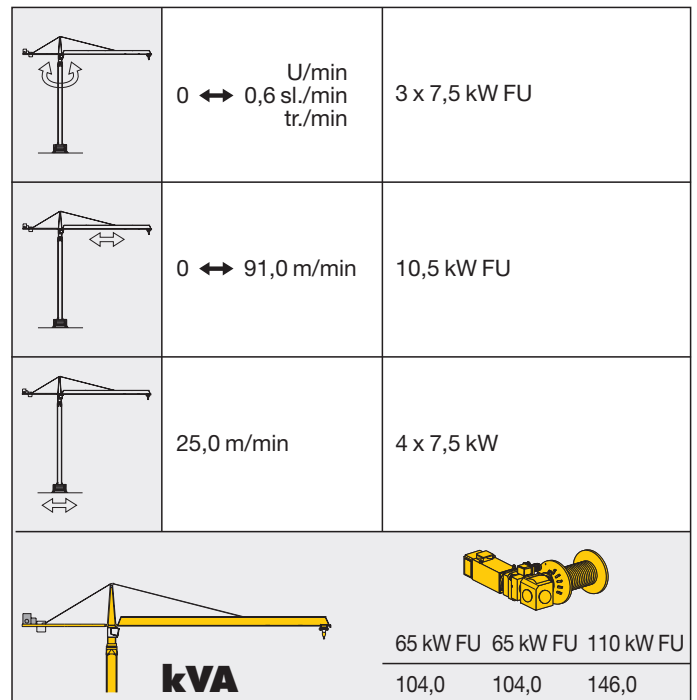
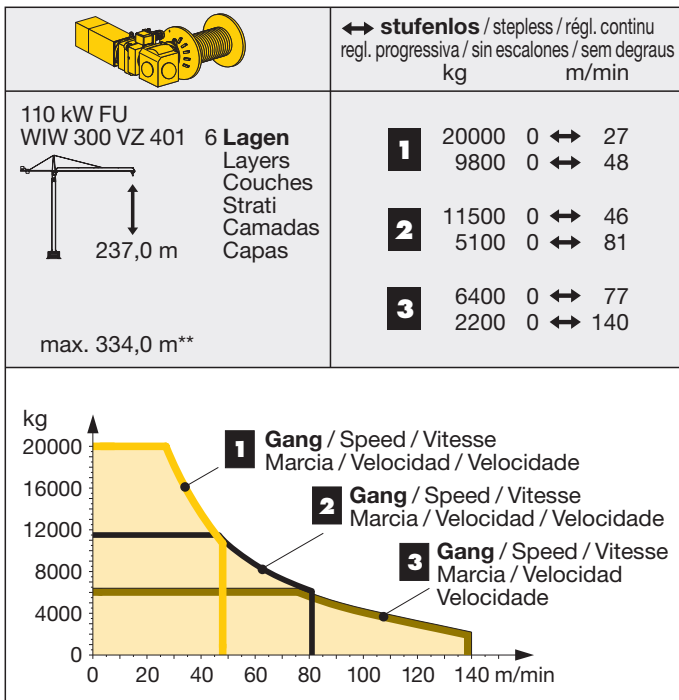
		550 EC-H 20 Litronic®														
		m/kg														
m	r	m/kg	21,0	25,0	29,0	33,0	37,0	41,5	47,0	51,5	57,0	61,5	67,0	71,5	77,0	81,5
81,5	(r=83,7)	3,0-21,5 20000	20000	16900	14420	12520	11000	9640	8310	7430	6540	5930	5280	4830	4350	4000
71,5	(r=73,7)	3,0-24,2 20000	20000	19290	16500	14350	12650	11110	9620	8630	7620	6930	6210	5700		
61,5	(r=63,7)	3,0-28,1 20000	20000	20000	19320	16850	14890	13110	11400	10250	9100	8300				
51,5	(r=53,7)	3,0-32,3 20000	20000	20000	20000	19530	17290	15270	13300	12000						
41,5	(r=43,7)	3,0-37,6 20000	20000	20000	20000	20000	20000	18000								

LM1 + LM2





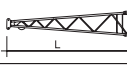



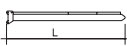



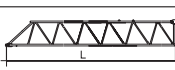

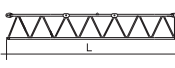



















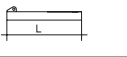

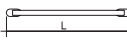

Antriebe FR.tronic®/Litronic®

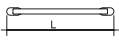



Driving units / Mécanismes d'entraînement / Azionamenti / Mecanismos / Mecanismos



LM 2 Abweichende Geschwindigkeiten und Betriebsbedingungen. Variant speeds and service conditions. / Vitesses et conditions de fonctionnement différentes. / Differenti velocità e condizioni di funzionamento. / Otras velocidades y características de funcionamiento. / Outras velocidades e características de funcionamento.

Litronic®: kVA reduzierbar bei zu geringer Netz-Anschlussleistung, siehe BAL. / kVA can be reduced in case of too little power of the mains, see instruction manual. / kVA peut être réduit en cas de trop faible puissance du réseau, voir manuel d'instruction. / kVA riducibili in caso di potenza di rete ridotta (si veda manuale uso e manutenzione) / kVA variable para potencia de red demasiado pequeña, ver Manual de instrucciones. / kVA reduzível no caso de capacidade da rede elétrica muito baixa, ver manual de instruções.

Kranoberteil		Upper part of crane / Partie supérieure de grue / Parte superiore della gru							
Pos. Item Ref.	Anz. Qty. Cant.			L (m)	B (m)	H (m)			kg*
1	1	Drehbühne kpl. / Slewing platform cpl. Ensemble mât-cabine cpl. / Piattaforma girevole compl. / Conjunto plataforma de giro / Plataforma giratória compl.			6,82	2,90	3,25		17000
2	1	Turmspitze / Tower head Porte-flèche / Cuspide / Cabeza de torre Cabeça de apoio de lança			9,40	1,78	1,91		5450
3	1	Gegenausleger-Kopfstück / Counter-jib head Pointe de contre-flèche / Testa di controbraccio Tramo punta de contrapluma / Cabeça de contra-lança			10,30	2,42	1,05		4630
4	1	Gegenausleger-Anlenkstück / Counter-jib heel section Pied de contre-flèche / Settore articolato di controbraccio / Tramo primero-contrapluma Base articulada da contra-lança			6,34	1,93	1,05		2700
5	2	Gegenausleger-Zwischenstück / Intermediate counter-jib section Élément interm. de contre-flèche Spezzione di controbraccio / Tramo intermedio de contrapluma / Peça suplementar da contra-lança			5,20	1,86	1,05		2305
6	1	Ausleger-Anlenkstück / Jib heel section Pied de flèche / Settore articolato di braccio Pluma tramo primero / Base articulada de lança			12,03	1,74	2,30		① 4180
7	1	Ausleger-Zwischenstück / Intermediate jib section Élément intermédiaire de flèche / Spezzione di braccio Tramo intermedio pluma / Peça suplementar da lança			12,02	1,74	1,98		② 3000
1	6,00				1,74	1,96		③ 1250	
1	12,02				1,74	1,96		④ 2400	
1	10,40				1,74	1,96		⑤+⑥ 1850	
1	10,40				1,74	1,96		⑦ 1545	
1	10,40				1,74	1,96		⑧ 1140	
8	1	Ausleger-Kopfstück / Jib head section Pointe de flèche / Punta freccia Tramo punta de pluma / Cabeça de lança			1,86	1,74	1,96		⑨ 320
9	1	Laufkatze und Lasthaken / Trolley and hook Chariot de distribution et crochet / Carrello con gancio Carrito y gancho / Carro de ponte e gancho			2,40	2,14	1,40		1800
10	1	Hubwerkseinheit (65 kW) / Hoist gear unit / Treuil de levage / Gruppo meccanismo sollevamento / Mecanismo de elevación / Grupo de mecanismo elevatório			280 VZ	2,30	2,70	1,65	6150
11	1	Ausleger-Abspannbock I / Jib gantry I Chevalet de haubange de flèche I / Tirante braccio I Cabalete de pluma I / Cavalete de lança I			8,20	0,48	1,41		780
Turm		Tower / Mât / Torre Torre / Torre							
12	12	Turmstück / Tower section Élément de mât / Elemento di torre Tramo torre / Torre			500 HC	6,28	2,45	2,45	6480
Klettereinrichtung		Climbing equipment / Equipement de télescopage / Attrezzatura per allungamento della gru Equipo de trepado / Acesórios p. subida no edificio							
13	1	Führungsstück kpl., geteilt / Guide section cpl., split / Cage télescopique cpl., devisée / Gabbia di sopraelevazione compl., suddivisa / Torre de montaje, dividida / Peça de guia, subdividida			500 HC	12,39	2,75	1,58	8950
14	1	Hydraulikanlage, Stütz- und Klettertraverse / Hydraulic unit, supporting and climbing cross members / Système hydraulique avec traverses d'appui et de télescopage / Sistema idraulico, traversa di appoggio e allungamento gru / Sistema hidráulico con traviesa de apoyo y trepado / Instalação hidráulica, travessa de apoio e subida			500 HC	2,10	1,10	1,00	1710
Unterwagen		Undercarriage / Châssis / Carro della gru Carro con mástil / Carro de guindaste							
15	4	Ausgleichsschwinge mit Schwingenlager / Pivot for wheel box / Chape pour bogie / Bilanciere di equilibratura con cuscinetto bilanciere / Balancin Balancim com suporte			500 HC	1,60	0,72	1,48	1470
16	4	Fahrschemel mit Antrieb / Rail bogie with drive Bogie moteur / Telaio con gruppo propulsore Caja rodillo motriz / Quadro sem grupo de propulsão			500 HC	1,45	0,82	0,72	1110
17	4	Fahrschemel ohne Antrieb / Rail bogie without drive / Bogie fou / Telaio senza gruppo propulsore / Caja rodillo conducido / Quadro com grupo de propulsão			500 HC	1,30	0,40	0,72	760
18	1	Tragholm lang / Long support arm Longeron long / Longherone lungo Brazo soporte largo / Travessa comprida			500 HC	7,32	0,92	0,93	2330
19	2	Tragholm kurz / Short support arm Longeron court / Longherone corto Brazo soporte corto / Travessa curta			500 HC	7,14	0,80	0,90	2135
20	4	Randträger / Border support Traverse / Supporti base Traviesa / Apoio de bordo			500 HC	9,30	0,14	0,14	510

Pos. Item Rep Voce Pos. Ref.	Anz. Qty. Qté. Qta. Cant. Cant.				L (m)	B (m)	H (m)	kg*
21	4	Stützholm / Support strut Hauban de châssis / Correnti di appoggio Tirante vertical / Travessa de apoio			500 HC 6,98	0,26	0,34	1140
22	1	Unterswagen-Turmstück / Undercarriage tower section / Mât de châssis / Elemento di torre del carro / Tramo de carro / Peça de torre do chassis			500 HC 6,61	2,44	2,44	7930
23	1	Kiste mit Kleinteilen, Seilen / Crate with small parts, ropes Caisse contenant des accessoires, câbles / Cassa con minuteria, funi Caja con piezas pequeñas, cables / Caixa com peças pequenas, cabos			500 HC 2,00	1,00	1,00	1000

* **Einzelgewichte.** / Single weights. / Poids individuels. / Pesi di componenti. / Pesos unitarios. / Pesos de peças componentes.

Konstruktionsänderungen vorbehalten!
Subject to alterations! / Sous réserves de modifications!
Si fa riserva di modifiche! / ¡Sujeto a modificaciones!
Salvo modificação da construção!

Sämtliche Angaben erfolgen ohne Gewähr. / This information is supplied without liability.
Ces renseignements sont sans garantie. / Le indicazioni contenute si intendono salvo errori ed omissioni.
Declinamos toda responsabilidad derivada de la información proporcionada. / Declinamos qualquer
responsabilidade quanto à informação fornecida.

121 P – 4314 H1 B3 DIN 15018 • BGL C.0.10.0560 / FEM (Section 1) Krangruppe A3 • 03.07 / 6

Printed in Germany.